

# LPP

Local Pensions Partnership  
Administration

# Quarterly Administration Report

Cumbria Local Government  
Pension Scheme

1 January 2026 - 31 March 2026

[lppapensions.co.uk](http://lppapensions.co.uk)



Committed to excellence



Forward thinking



Doing the right thing



Working together

Cumbria  
Pension  
Fund

# CONTENTS

## Section

Definitions	Pg 3
Executive Summary	Pg 4
LPPA Projects - Update	Pg 5
Fund Membership	Pg 6
Casework Performance	Pg 8
Active to Retirement Processes - First Payment Within 30 Days	Pg 12

## Section

Contact Centre Calls Performance	Pg 16
Customer Satisfaction Scores	Pg 19
<b>PensionPoint:</b> Member Online Portal	Pg 24
Employer Engagement & Member Communication Activity	Pg 27
Data Quality	Pg 32
Appendices	Pg 35

# DEFINITIONS

## Page 7

### Total Fund Membership

Total Fund Membership is the number of member records held on the LPPA pensions administration system that are contributing to, awaiting, or receiving benefits from the pension fund.

## Page 9

### Casework Performance - All Cases

Performance is measured once all information is made available to LPPA to enable them to complete the process.

Relevant processes are assigned a target timescale for completion, and the performance is measured as the percentage of processes that have been completed within that timescale.

## Page 10

### Casework Performance - Standard

The category of 'Other' on this page covers processes including, but not limited to:

APC/AVC Queries  
Cessation of Additional Contribution  
Change of Hours  
Change of Personal Details  
Under Three Month Opt-Out

Please note that this page includes cases that have met the SLA target, but the stop trigger may also have been actioned before the process has been completed.

## Page 11

### Ongoing Casework at the end of the Reporting Quarter

Please note the number of processes brought forward, does not match the corresponding number of outstanding processes reported in the previous quarter (due to various reasons which can include but are not limited to, the deletion of a process, or changes to the process category that a case is assigned to).

## Page 18

### Contact Centre Performance

Average wait time measures the time taken from the caller being placed into the queue, to them speaking with a Contact Centre adviser.

## Page 20

### Contact Centre Call Satisfaction

Members are given the option to answer two questions, following a call with the LPPA Contact Centre (these relate to general satisfaction with LPPA, and satisfaction with the adviser they have spoken to – both responses follow a three-point rating scale).

## Page 22

### Retirement Satisfaction

Graphs show a breakdown of quarterly retirement surveys (emails issued and responses received).

- Retirements processed / completed - members can have multiple process counts.
- Surveys issued - does not equal retirement processes for several reasons; ill health retirements do not receive a survey; not all members provide an email address; members with multiple retirement processes only receive one survey email; there is a planned delay in issuing surveys to allow for initial payments to be paid).

Satisfaction / Dissatisfaction is included as a % of email surveys issued. This demonstrates that a significant number of surveys are not completed (work is ongoing to encourage an increase in the number of responses to email surveys issued).

The Satisfaction Scores highlighted in green and red compare the satisfied / dissatisfied responses received, as a % of total survey responses - this is the true measure of member satisfaction.

Satisfied responses include satisfied (with the service) and very satisfied.

Dissatisfied responses include dissatisfied and very dissatisfied.

## Page 25

### Member Online Portal

The number of member records by status, that are registered for LPPA's member self-service portal, PensionPoint.

## Page 26

### Member Log Ins

The number of unique log ins and total log ins by period on PensionPoint, these are only successful log ins where the password and one-time-pin has been successfully entered.

## Page 34

### Common/Scheme Specific Data Fails

The Pensions Regulator requires administrators to keep member data up to date to ensure benefits are accurately paid. This is split by Common Data (basic details that are specific to the Member) and Scheme Specific Data (data that is related to a member's data and specific circumstances surrounding their record).

Individual Fails shows the total number of unique members that have a single or multiple number of Common Data or Scheme Specific Data fails. On both charts, the Accuracy Rate (%) then compares the number of Individual Fails to the total number of Scheme Members.

For more detail on the Data Items / Error types presented in these charts, please visit either the [TPR](#) (The Pensions Regulator) or [PASA](#) (The Pension Administration Standards Association) websites.

# EXECUTIVE SUMMARY

Forward thinking...  
Working together...  
Doing the right thing...  
Committed to excellence...

**This performance report covers the reporting period of Q4 2025/26 (January – March 2026)**

## Casework SLA performance

Overall operational casework performance was 98.8% against overall Service Level Agreements (SLAs) for the quarter. Focus continues to be on driving further improvements to the member experience.

## Contact Centre

Contact Centre wait times have been consistently under the targeted 4-minute wait time with an average wait time over the quarter of 3 minutes 32 seconds.

## Satisfaction scores

The majority of those surveyed about their retirement experience do not respond. Of those that responded to the survey, customer satisfaction was 62.8% for Actives into retirement and 77.4% for Deferred into retirement. Lower numbers of survey responses can lead to high volatility in the satisfaction scores.

Contact Centre satisfaction includes both satisfaction with the individual call handler that the member spoke to, and overall satisfaction with LPPA. Satisfaction with the individual call handler is typically higher than overall satisfaction, with satisfaction rates for the quarter at 97.2% and 88.2% respectively.

## Statutory deadlines

There were no regulatory and statutory deadlines due in the reporting period.

## Cyber and information security

LPPA achieved re-certification for Cyber Essentials Plus and also passed our ISO 27001 re-certification audit. These accreditations show our commitment to cyber and information security and keeping members' data safe.

## PASA Accreditation

In Q4 LPPA undertook the rigorous PASA accreditation (Pensions Administration Standards Association) assessment process and following this, we were delighted to be awarded the accreditation from the 1 April 2026.

## Outlook

Activity levels are, and are expected to remain high, due to:

- Significant regulatory change including McCloud remedy, LGPS Access and Fairness and Access and Protection changes and Pensions Dashboard
- Efficiency and Service Improvement Programme (ESIP) of work
- Activity to continue to improve the member experience in key areas.

# LPPA PROJECTS - UPDATE

## McCloud Remedy

Following the McCloud judgment, changes to all public service pension schemes that provided transitional protections to older members, including the LGPS came into force on 1 October 2023. The changes were designed to rectify unlawful discrimination against younger scheme members. In the LGPS, the impact is an extension of the underpin to all eligible members.

Good progress has been made on remedy for LGPS members and LPPA is well positioned compared to other public sector administrators in delivering McCloud remedy.

Project status remains amber due to data and systems functionality challenges.

Further validation has taken place on eligibility; the number of eligible members remains around 15% but we have now validated and confirmed that 67% of members across LPPA are definitely not McCloud eligible. The remaining 18% continue to be reviewed but are not expected to be eligible.

The team are focused on the work required to ensure remedy eligible members receive the underpin on their ABS later this year.

Work is also underway to ensure completion of retrospective cases and BAU processes.

## Pensions Dashboard

The Pensions Dashboard will enable individuals to access their pensions information online, securely and all in one place. It is estimated that they will be able to access the Dashboard in late summer 2027.

Following successful connection to the Dashboard, the project continues to focus on business readiness, including consideration on the unknown demand into LPPA and how to manage this. One of the project aims is to drive member self-service as much as possible.

Forward thinking...  
Working together...  
Doing the right thing...  
Committed to excellence...

## Efficiency and Service Improvement Programme

LPPA's Service Improvement Programme (ESIP) is designed to leverage the investment in UPM, delivering automation and improved self-service capability and member experience.

### Message Centre

Rollout of the new Message Centre for members via Pension Point (secure member portal) was completed for all clients by the end of March 2026.

The solution makes enquiries more secure, efficient and transparent with improved work feed integration and reporting and ultimately provide an improved member experience.

### Online Leaver Form

In December, we launched a new Online Leaver Form for employers. The form includes real-time validations and a simplified layout, helping employers submit more accurate information first time.

A review of the new leaver form completion shows that during employer submission, real-time validation identified 47% of the forms with errors or exceeded tolerances. Employers were required to correct the errors or provide comment on the tolerances before the form could be submitted. This real-time validation will ultimately reduce delays as these errors and exceeded tolerances would have otherwise generated queries that would have resulted in a back and forth with employers to resolve.

A review of elapsed time for issuing member quotes before and after the validations shows a clear improvement. Across all LPPA clients, both the number of times cases were pended and the overall processing time have reduced; 34% reduction on average times pended before quote issued and 45% reduction on elapsed time to issue quote to members.

### Looking ahead

Planning is underway for other projects including Automated Active Retirement Process (AARP), employer monthly return real-time validations, and remaining bank account verification processes.

# Fund Membership

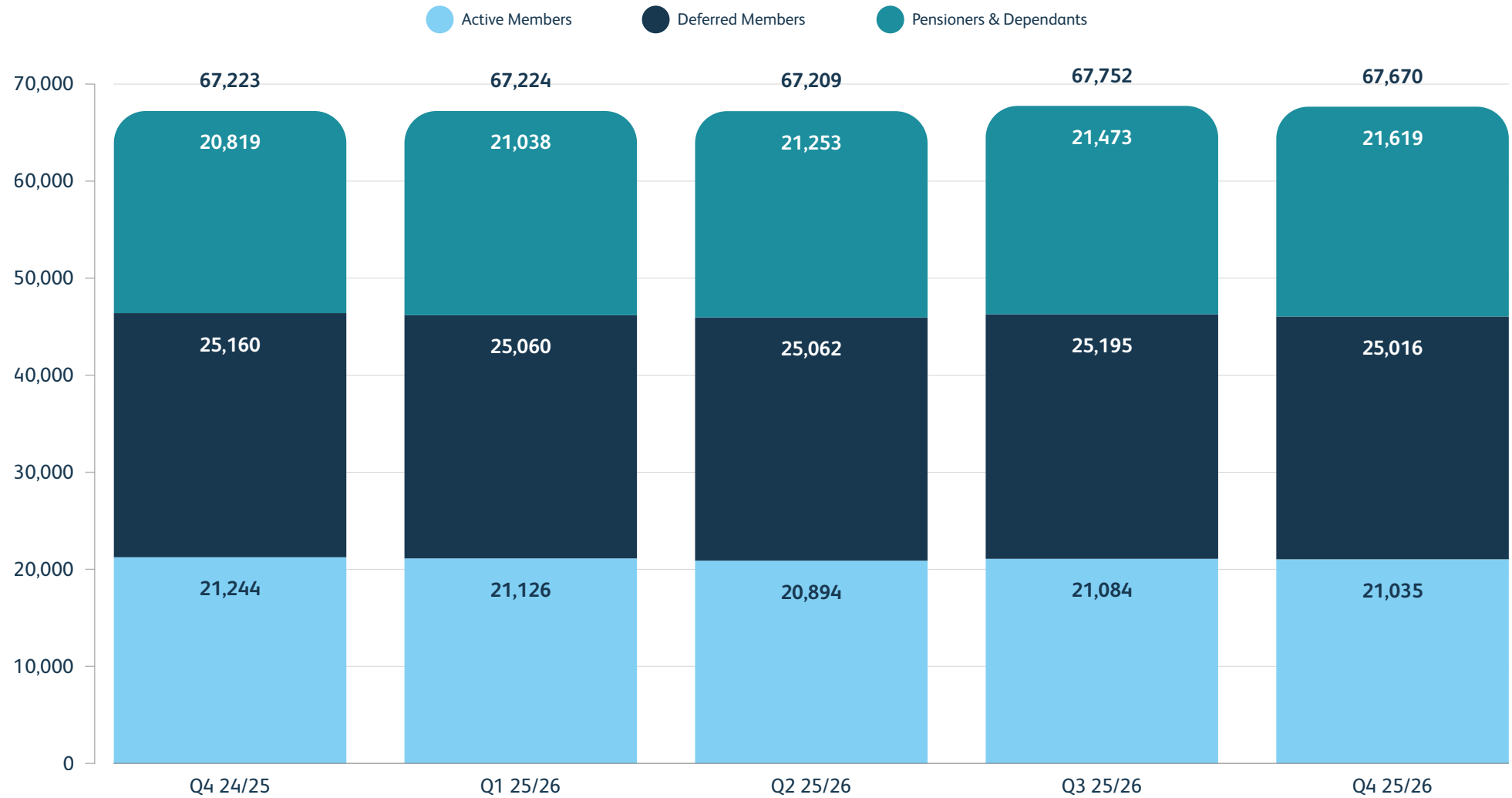
## **In this section...**

- Total fund membership

# TOTAL FUND MEMBERSHIP

TOTAL FUND MEMBERSHIP

CLIENT  
SPECIFIC



# Casework Performance

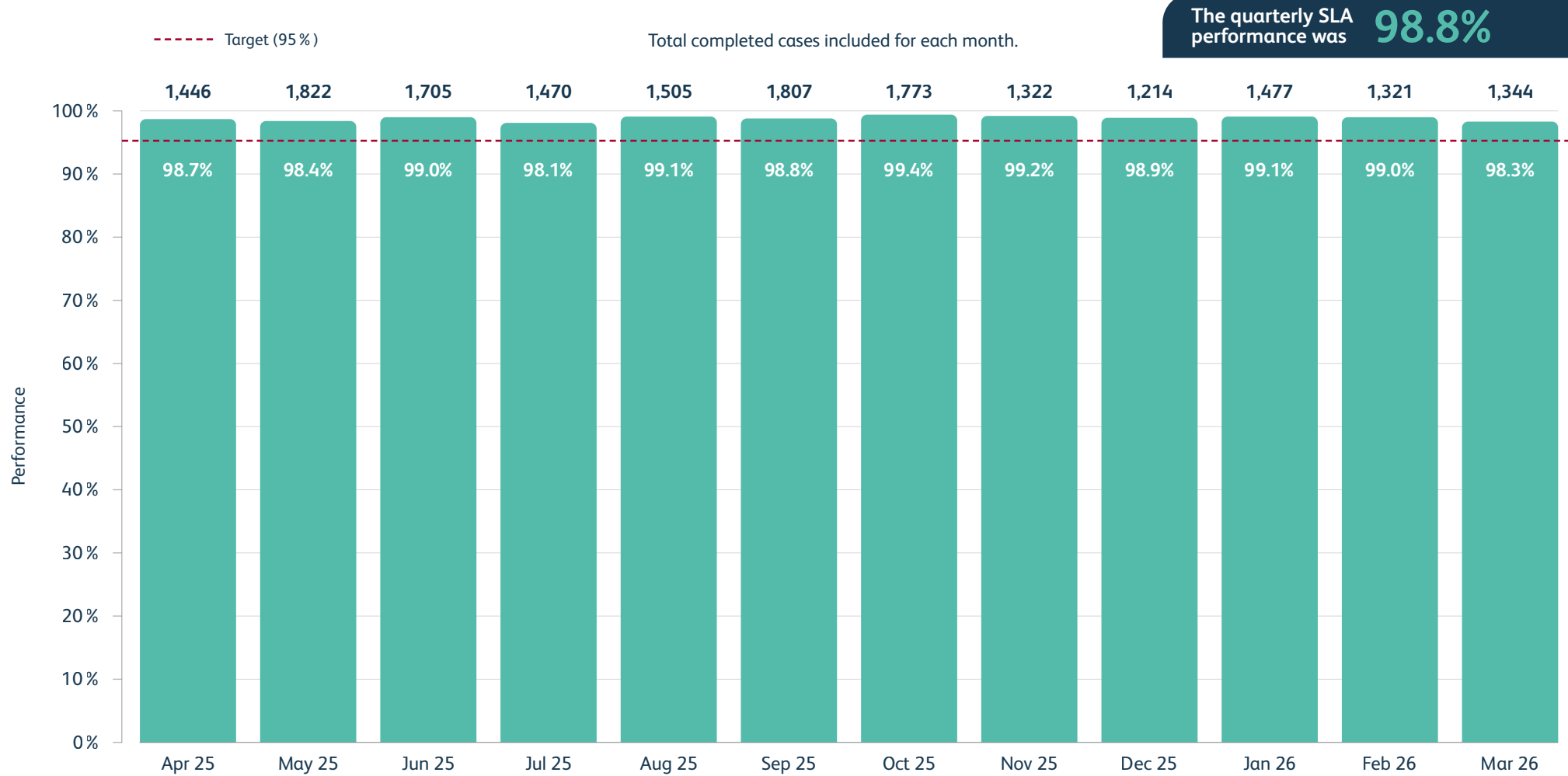
## **In this section...**

- Performance – all cases
- Performance standard
- Ongoing casework at the end of the reporting quarter

# CASEWORK PERFORMANCE

CLIENT  
SPECIFIC

PERFORMANCE – ALL CASES

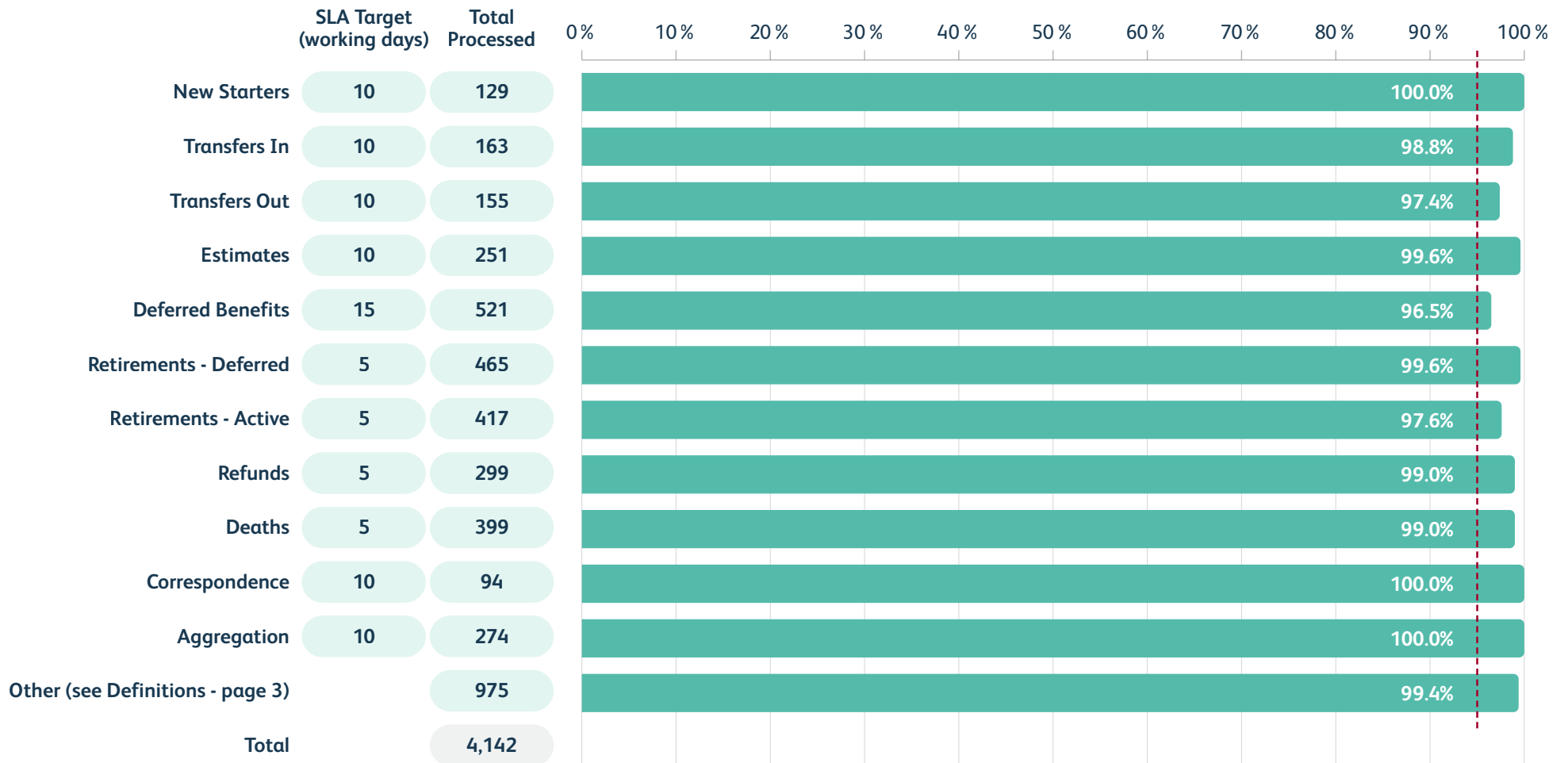


# CASEWORK PERFORMANCE

## PERFORMANCE STANDARD

CLIENT  
SPECIFIC

----- Target (95%)



# CASEWORK PERFORMANCE

CLIENT  
SPECIFIC

## ONGOING CASEWORK AT THE END OF THE REPORTING QUARTER

The following table is created by identifying all reportable casework within UPM, and includes those that have subsequently Completed / Aborted / Remain Outstanding within the quarter. The figures in this table cannot be compared to those in the previous slide for a number of reasons including: the table includes aborted cases, but the horizontal bar graph does not; the SLA 'stop trigger' can be actioned before the process has been completed.

	Brought forward at 01/01/26	Received (Inbound)	Completed (Outbound)	Work in Flight as of 31/03/26
New Starters	6	148	149	5
Transfers In	791	294	261	824
Transfers Out	308	264	239	333
Estimates	40	286	298	28
Deferred Benefits	543	727	841	429
Retirements - Deferred	218	553	522	249
Retirements - Active	406	733	784	355
Refunds	234	440	512	162
Deaths	436	627	625	438
Correspondence	75	271	260	86
Aggregation	1,419	1,696	2,069	1,046
Other	136	1,015	1,024	127
<b>Total</b>	<b>4,612</b>	<b>7,054</b>	<b>7,584</b>	<b>4,082</b>

# Active to Retirement Process - First Payment Within 30 Days

## In this section...

- Employer retirement notifications - notified on-time vs. late
- On-time notification - first payment
- Late notification - first payment

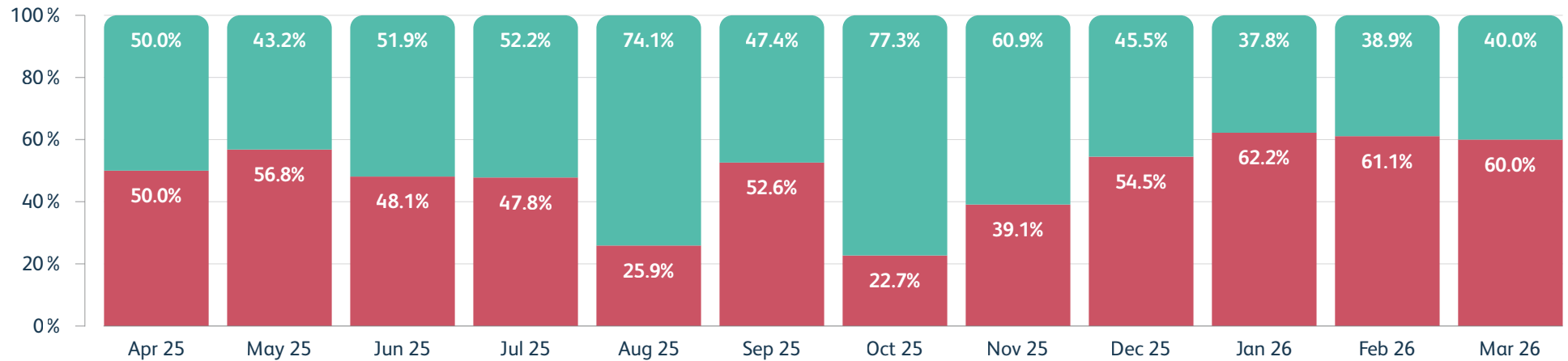
# ACTIVE TO RETIREMENT

## EMPLOYER RETIREMENT NOTIFICATIONS

CLIENT  
SPECIFIC

**Please note:**

LPPA require at least 30 days notice prior to an active member retirement date, to be able to pay a member their first payment within 30 days of their retirement date. The chart below shows the number / % of on-time notifications vs. the number / % of late notifications from employers in the month (late being received within 30 days or after the retirement date).



	Apr 25	May 25	Jun 25	Jul 25	Aug 25	Sep 25	Oct 25	Nov 25	Dec 25	Jan 26	Feb 26	Mar 26
Retirement Notifications	34	44	27	46	27	38	22	23	11	45	18	15
Received On-Time (Number)	17	19	14	24	20	18	17	14	5	17	7	6
Received On-Time (%)	50.0%	43.2%	51.9%	52.2%	74.1%	47.4%	77.3%	60.9%	45.5%	37.8%	38.9%	40.0%
Received Late (Number)	17	25	13	22	7	20	5	9	6	28	11	9
Received Late (%)	50.0%	56.8%	48.1%	47.8%	25.9%	52.6%	22.7%	39.1%	54.5%	62.2%	61.1%	60.0%

Data based on retirement notifications received from employers in the month.

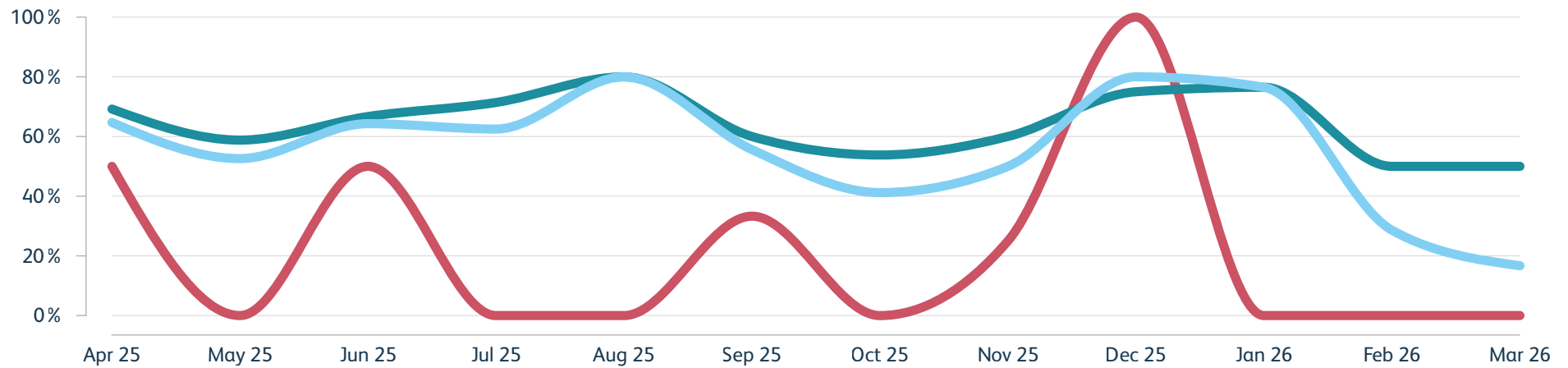
# ACTIVE TO RETIREMENT

## ON-TIME NOTIFICATION - FIRST PAYMENTS

CLIENT  
SPECIFIC

**Please note:**

Alongside the timeliness of when LPPA are notified of a members intention to retire, there are also other areas impacting the timeliness of when payments are made. The accuracy of retirement information received (typically the calculation of pensionable and/or CARE pay) often result in subsequent queries being raised with an employer. There may also be delays with members returning their retirement forms.



	Apr 25	May 25	Jun 25	Jul 25	Aug 25	Sep 25	Oct 25	Nov 25	Dec 25	Jan 26	Feb 26	Mar 26
No. of payments made where member has an AVC	4	2	2	3	0	3	4	4	1	0	3	4
No. of payments made with no AVC	13	17	12	21	20	15	13	10	4	17	4	2
% of payments made within 30 days – with AVC	50.0%	0.0%	50.0%	0.0%	N/A	33.3%	0.0%	25.0%	100.0%	N/A	0.0%	0.0%
% of payments made within 30 days – no AVC	69.2%	58.8%	66.7%	71.4%	80.0%	60.0%	53.8%	60.0%	75.0%	76.5%	50.0%	50.0%
% of payments made within 30 days – combined	64.7%	52.6%	64.3%	62.5%	80.0%	55.6%	41.2%	50.0%	80.0%	76.5%	28.6%	16.7%

Data based on processes completed in the month.  
Measurement is based on the earliest payment made, i.e. earliest of first pension payment or lump sum.

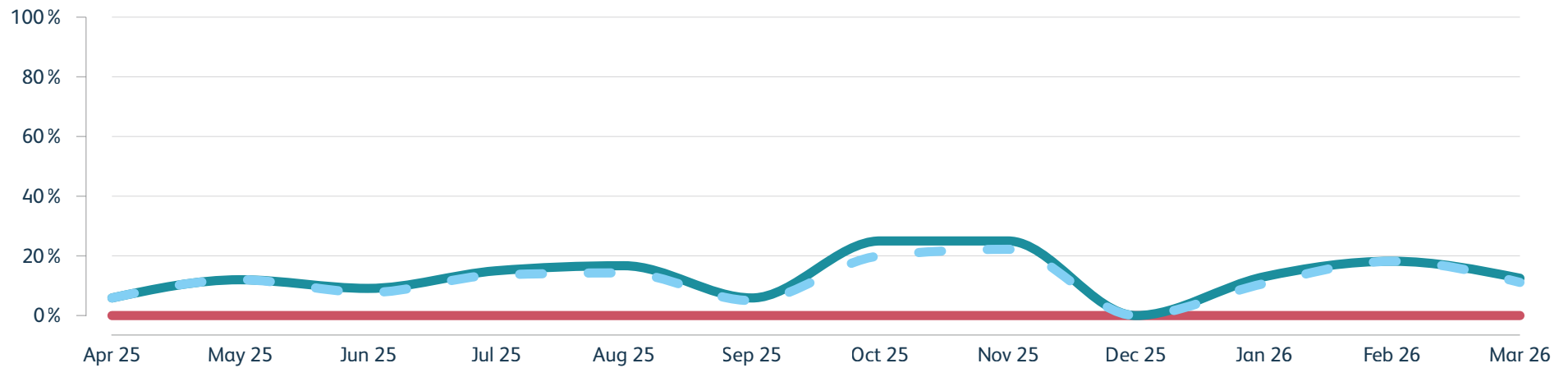
# ACTIVE TO RETIREMENT

## LATE NOTIFICATION - FIRST PAYMENTS

CLIENT  
SPECIFIC

**Please note:**

% of first payments made within 30 days of retirement date – where LPPA receives the leaver notification from the employer with less than 30 days notice, or after the actual retirement date.



	Apr 25	May 25	Jun 25	Jul 25	Aug 25	Sep 25	Oct 25	Nov 25	Dec 25	Jan 26	Feb 26	Mar 26
No. of payments made where member has an AVC	0	0	2	2	1	3	1	1	0	5	0	1
No. of payments made with no AVC	17	25	11	20	6	17	4	8	6	23	11	8
% of payments made within 30 days – with AVC	N/A	N/A	0.0%	0.0%	0.0%	0.0%	0.0%	0.0%	N/A	0.0%	N/A	0.0%
% of payments made within 30 days – no AVC	5.9%	12.0%	9.1%	15.0%	16.7%	5.9%	25.0%	25.0%	0.0%	13.0%	18.2%	12.5%
% of payments made within 30 days – combined	5.9%	12.0%	7.7%	13.6%	14.3%	5.0%	20.0%	22.2%	0.0%	10.7%	18.2%	11.1%

Data based on processes completed in the month.

Measurement is based on the earliest payment made, i.e. earliest of first pension payment or lump sum.

# Contact Centre Calls Performance

The Contact Centre deals with all online enquiries and calls from members for all funds that LPPA provides administration services for.

## **In this section...**

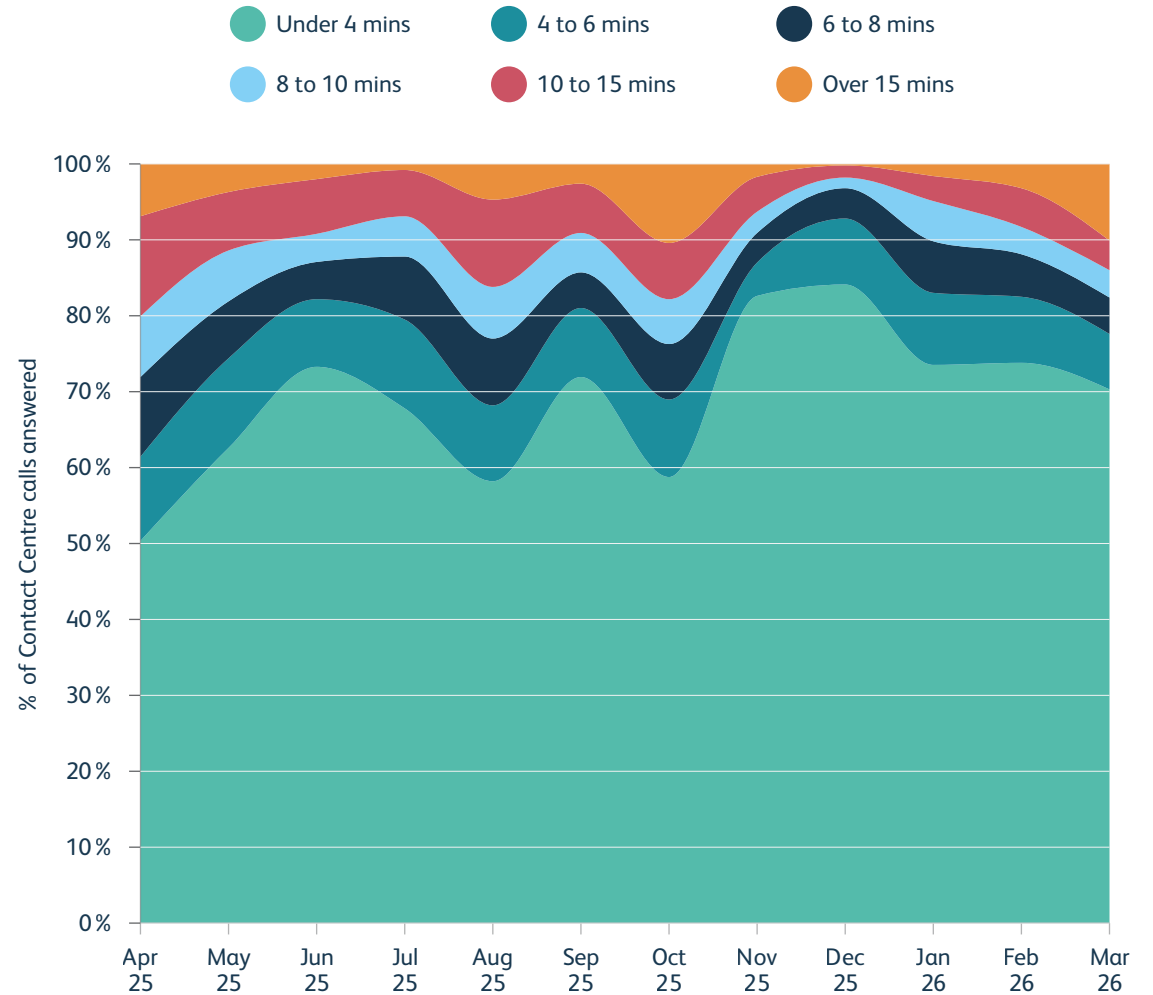
- Wait time range
- Calls answered

# CONTACT CENTRE CALLS PERFORMANCE

## WAIT TIME RANGE

CLIENT SPECIFIC

	Under 4 mins	4 to 6 mins	6 to 8 mins	8 to 10 mins	10 to 15 mins	Over 15 mins
Apr 25	50.4%	11.1%	10.5%	8.0%	13.2%	6.9%
May 25	62.6%	11.8%	7.5%	6.7%	7.7%	3.7%
Jun 25	73.2%	8.9%	4.9%	3.7%	7.2%	2.0%
Jul 25	67.8%	11.7%	8.3%	5.3%	6.1%	0.8%
Aug 25	58.2%	10.0%	8.8%	6.8%	11.5%	4.7%
Sep 25	72.0%	9.1%	4.7%	5.2%	6.5%	2.6%
Oct 25	58.7%	10.2%	7.3%	5.9%	7.4%	10.4%
Nov 25	82.7%	4.4%	3.9%	2.8%	4.6%	1.7%
Dec 25	84.2%	8.7%	4.0%	1.4%	1.6%	0.2%
Jan 26	73.6%	9.5%	6.8%	5.3%	3.3%	1.6%
Feb 26	73.8%	8.7%	5.6%	3.6%	5.1%	3.2%
Mar 26	70.3%	7.3%	4.8%	3.6%	3.9%	10.1%



# CONTACT CENTRE CALLS PERFORMANCE

## CALLS ANSWERED

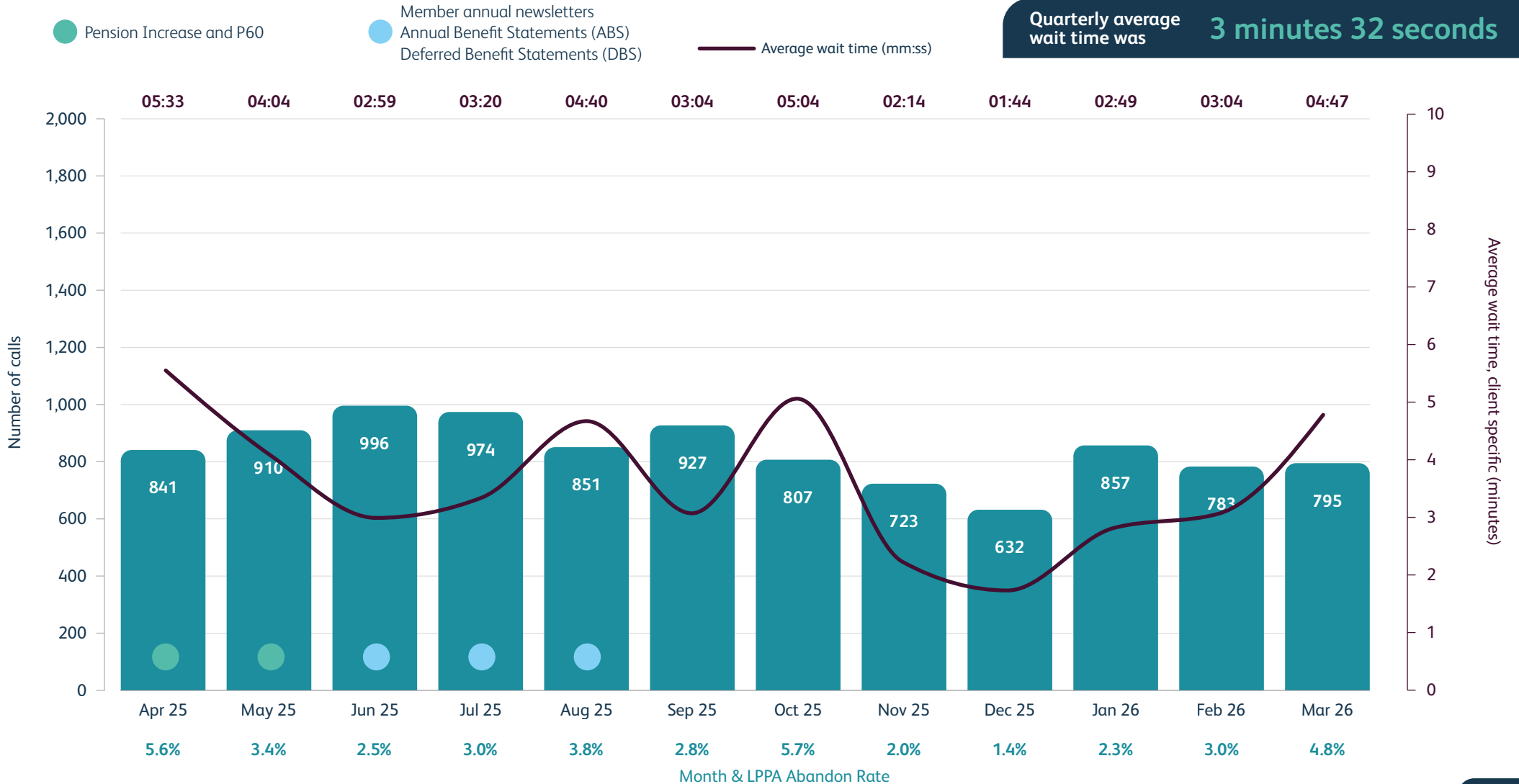
CLIENT SPECIFIC

**Please note:**

The graph highlights seasonal activities which deliver higher volumes of in-bound enquiries from members into the Contact Centre. The chart has been marked up with key annual activities for reference.

During March, average Contact Centre wait times were impacted by higher levels of call demand during peak periods, particularly Monday mornings and Friday afternoons. While overall call volumes for the month were broadly in line with expectations, sustained pressure at these peak times increased the overall average wait time.

Quarterly average wait time was **3 minutes 32 seconds**



# Customer Satisfaction Scores

## In this section...

- Contact Centre calls satisfaction
- Contact Centre calls satisfaction - Agent
- Retirements - Active
- Retirements - Deferred

# CUSTOMER SATISFACTION SCORES

## CONTACT CENTRE CALLS SATISFACTION - OVERALL

CLIENT  
SPECIFIC

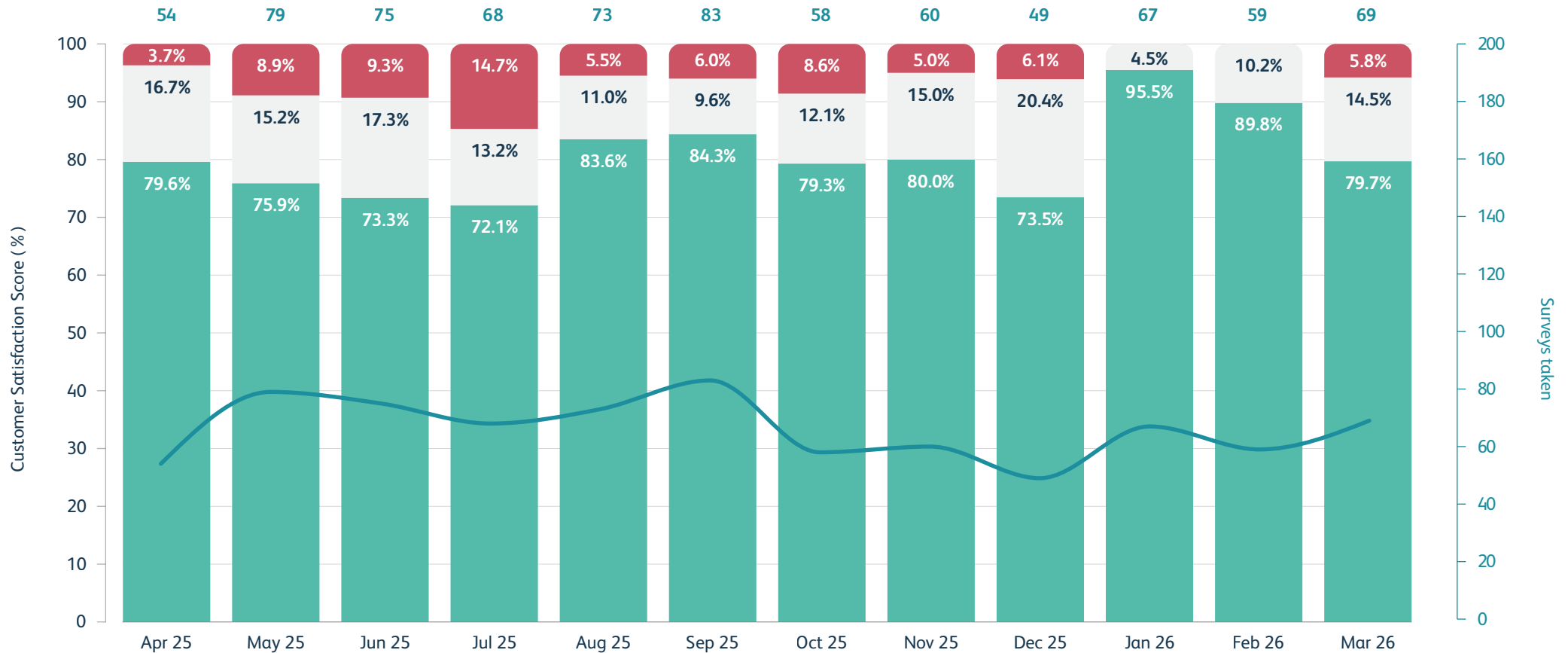
**Please note:**

The graph measures monthly member satisfaction with LPPA (“How satisfied are you with the overall service you have received from LPPA?”).

Over all member satisfaction  
for the quarter was

**88.2%**

● Dissatisfied 
 ● Neutral 
 ● Satisfied 
 — Surveys taken



# CUSTOMER SATISFACTION SCORES

## CONTACT CENTRE CALLS SATISFACTION - AGENT

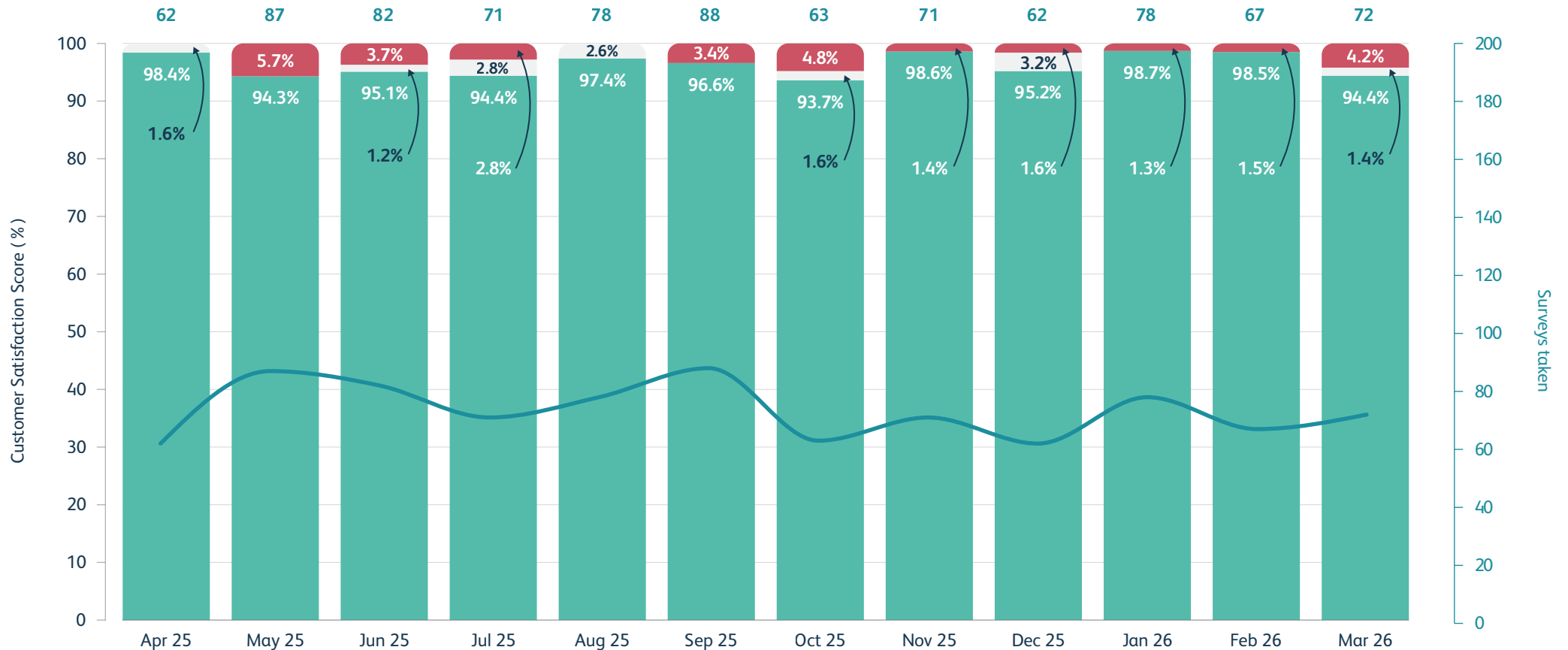
CLIENT  
SPECIFIC

**Please note:**

The graph measures monthly member satisfaction with the Contact Centre adviser ("In connection with the adviser you have just spoken to, how satisfied are you with the service they provided?")

Agent specific member satisfaction for the quarter was **97.2%**

● Dissatisfied 
 ● Neutral 
 ● Satisfied 
 — Surveys taken



# CUSTOMER SATISFACTION SCORES

## RETIREMENTS - ACTIVE

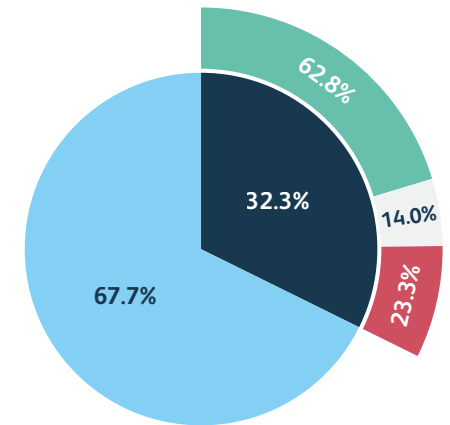
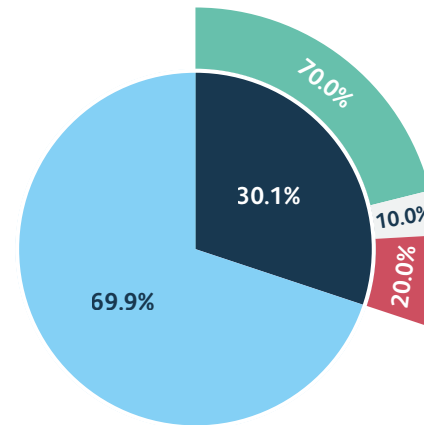
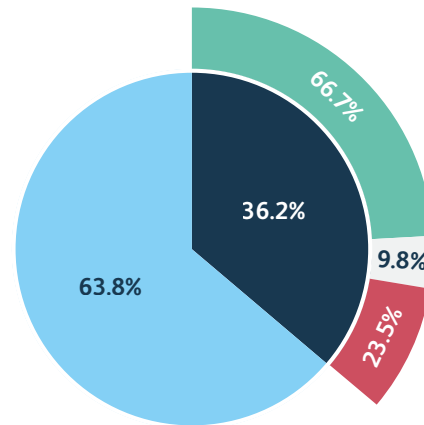
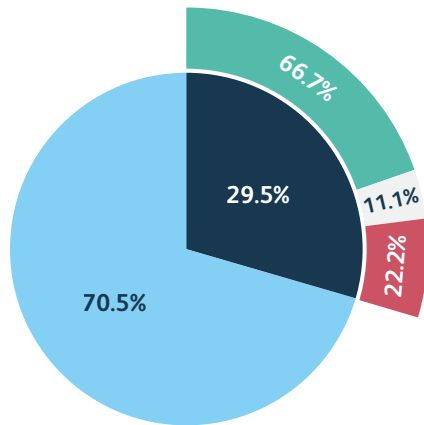
CLIENT  
SPECIFIC

**Please note:**

Graphs show a breakdown of quarterly retirement surveys:

- Retirements processed / completed (members can have multiple process counts)
- Surveys issued (does not equal retirement processes as not all members provide an email address; members with multiple retirement processes only receive one survey email; ill health retirements do not receive a survey email; there is a planned delay in issuing surveys to allow for initial payments to be paid).
- The satisfaction scores highlighted in green and red compare the satisfied / dissatisfied responses received, as a % of total responses (the true measure of member satisfaction).\*

- Satisfied
- Neutral
- Dissatisfied
- Responses
- Non responses



	Q1 25/26		Q2 25/26		Q3 25/26		Q4 25/26	
<b>Retirements processed, completed</b>	137		170		153		152	
<b>Surveys issued and as a % of retirements</b>	122	89.1%	141	82.9%	133	86.9%	133	87.5%
<b>Satisfied Responses (as a % of surveys issued)</b>	24	19.7%	34	24.1%	28	21.1%	27	20.3%
<b>Dissatisfied Response (as a % of surveys issued)</b>	8	6.6%	12	8.5%	8	6.0%	10	7.5%
<b>Non responses and as a % of surveys issued</b>	86	70.5%	90	63.8%	93	69.9%	90	67.7%
<b>Responses and as a % of surveys issued</b>	36	29.5%	51	36.2%	40	30.1%	43	32.3%
<b>Satisfied responses and as a % of responses</b>	24	66.7%	34	66.7%	28	70.0%	27	62.8%
<b>Neutral responses and as a % of responses</b>	4	11.1%	5	9.8%	4	10.0%	6	14.0%
<b>Dissatisfied Responses and as a % of responses</b>	8	22.2%	12	23.5%	8	20.0%	10	23.3%

\*More information on data / results are included in the Definitions page earlier in this report.

# CUSTOMER SATISFACTION SCORES

## RETIREMENTS - DEFERRED

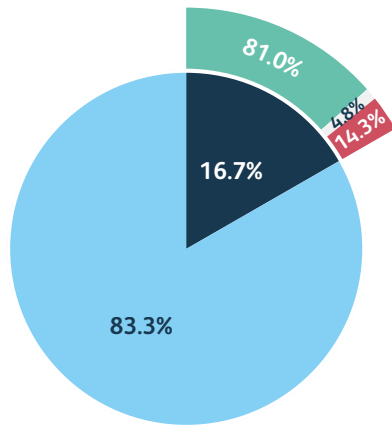
CLIENT  
SPECIFIC

**Please note:**

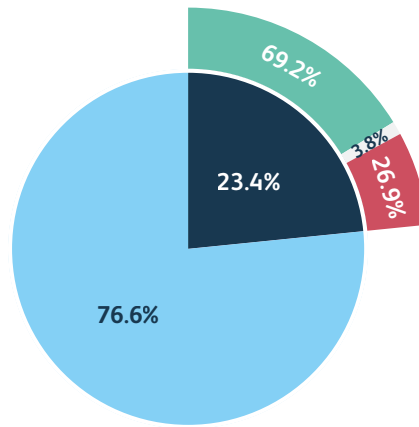
Graphs show a breakdown of quarterly retirement surveys:

- Retirements processed / completed (members can have multiple process counts)
- Surveys issued (does not equal retirement processes as not all members provide an email address; members with multiple retirement processes only receive one survey email; ill health retirements do not receive a survey email; there is a planned delay in issuing surveys to allow for initial payments to be paid).
- The satisfaction scores highlighted in green and red compare the satisfied / dissatisfied responses received, as a % of total responses (the true measure of member satisfaction)\*.
- The implementation of our Automated Deferred Retirement Payment process in Q2, reduced the number of surveys issued in Q3. This has been resolved and survey numbers will return to expected volumes in Q4 (there was no impact to active retirement surveys).

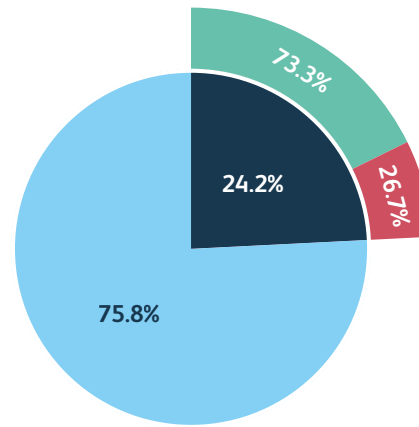
- Satisfied
- Neutral
- Dissatisfied
- Responses
- Non responses



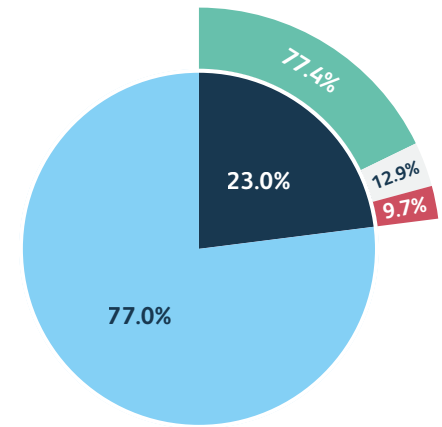
Q1 25/26



Q2 25/26



Q3 25/26



Q4 25/26

	Q1 25/26	Q2 25/26	Q3 25/26	Q4 25/26
<b>Retirements processed, completed</b>	179	162	224	165
<b>Surveys issued and as a % of retirements</b>	126	111	62	135
	70.4%	68.5%	27.7%	81.8%
<b>Satisfied Responses (as a % of surveys issued)</b>	17	18	11	24
	13.5%	16.2%	17.7%	17.8%
<b>Dissatisfied Response (as a % of surveys issued)</b>	3	7	4	3
	2.4%	6.3%	6.5%	2.2%
<b>Non responses and as a % of surveys issued</b>	105	85	47	104
	83.3%	76.6%	75.8%	77.0%
<b>Responses and as a % of surveys issued</b>	21	26	15	31
	16.7%	23.4%	24.2%	23.0%
<b>Satisfied responses and as a % of responses</b>	17	18	11	24
	81.0%	69.2%	73.3%	77.4%
<b>Neutral responses and as a % of responses</b>	1	1	0	4
	4.8%	3.8%	0.0%	12.9%
<b>Dissatisfied Responses and as a % of responses</b>	3	7	4	3
	14.3%	26.9%	26.7%	9.7%

\*More information on data / results are included in the Definitions page earlier in this report.



# Member Online Portal

## In this section...

- Total members registered
- Member Log Ins

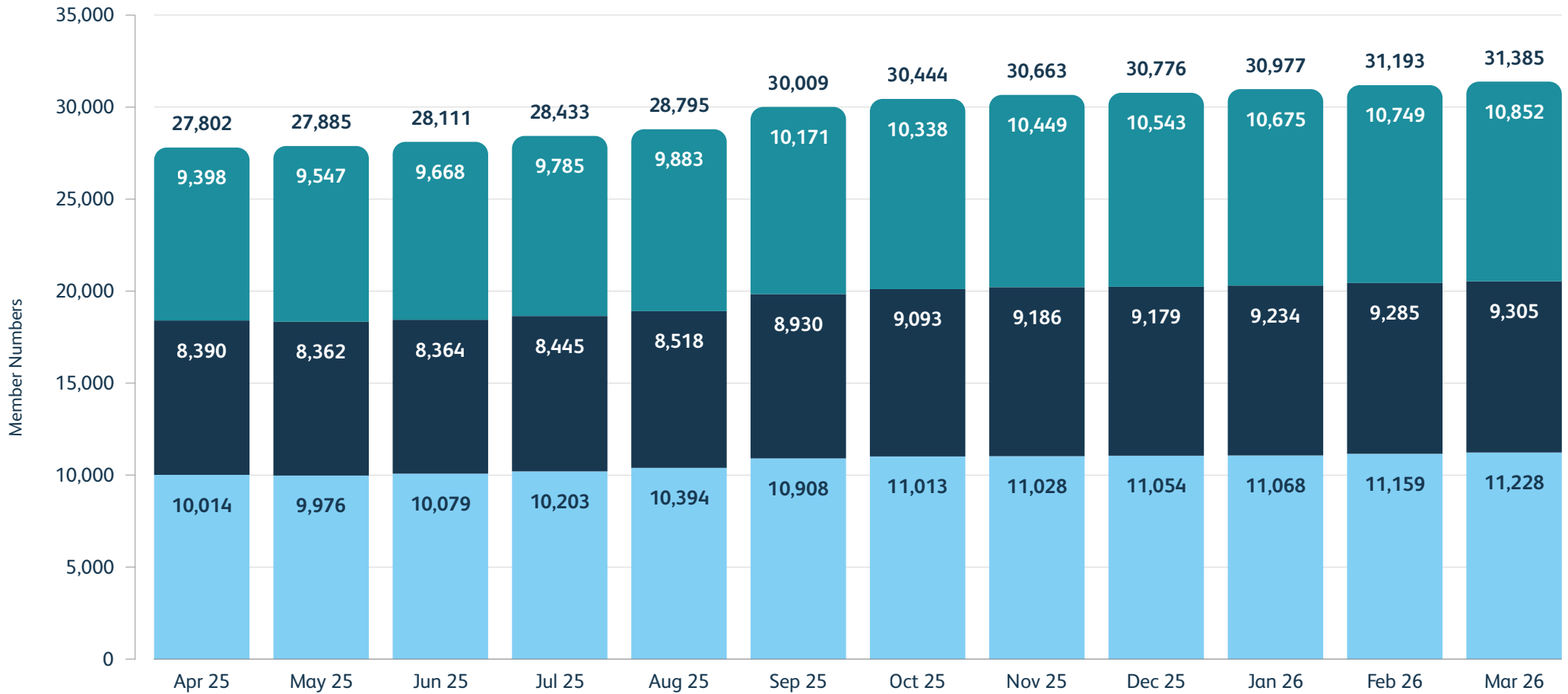


# MEMBER ONLINE PORTAL

CLIENT SPECIFIC

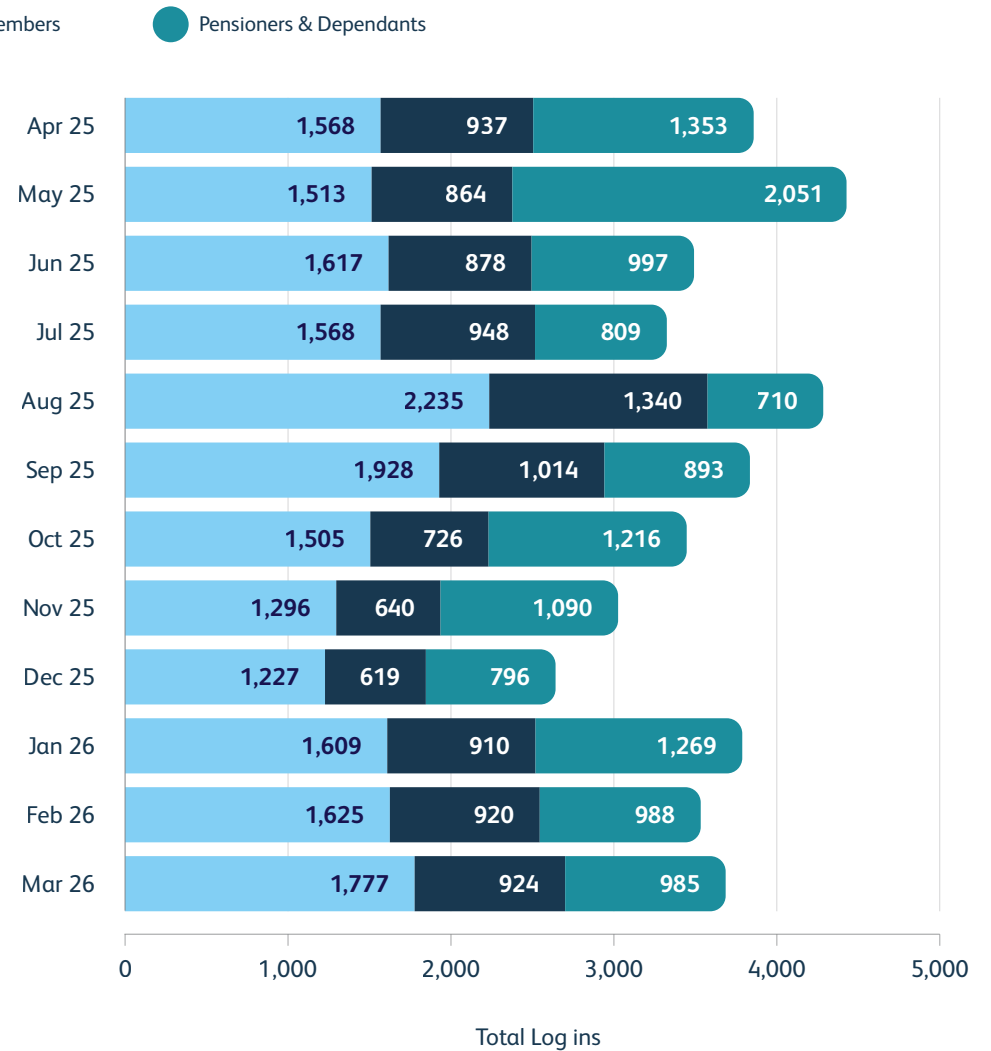
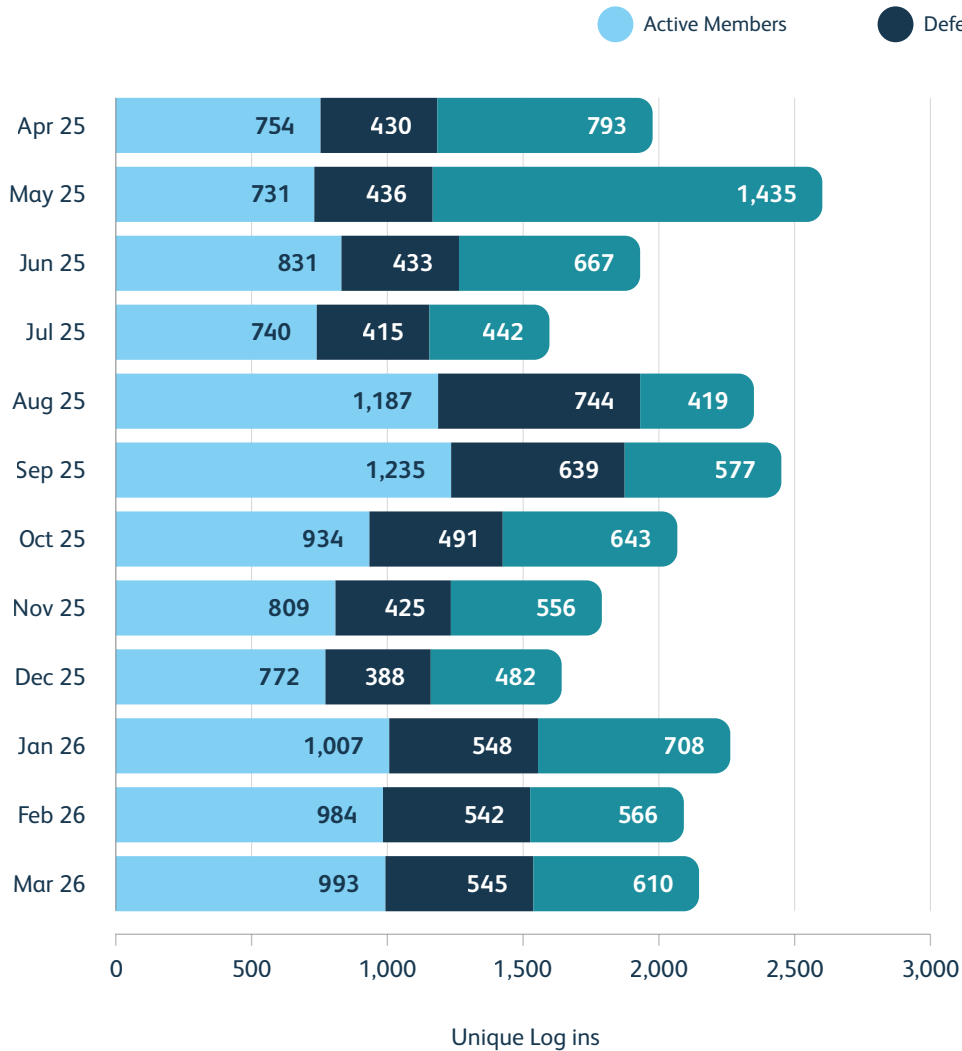
TOTAL MEMBERS REGISTERED

Active Members    Deferred Members    Pensioners & Dependents



**Please note:**

The following charts help visualise the increase in online engagement (PensionPoint login) across different member groups, at different times of the year. For example, more retired members access their P60 in May and June, whilst active and deferred members login in higher numbers in August and September to access their annual benefit statement.



# Employer Engagement & Member Communication Activity

## In this section...

- Delivered
- Scheduled
- Engagement communications (employers & members)

# EMPLOYER ENGAGEMENT & COMMUNICATION ACTIVITY

ALL  
LG CLIENTS

## PASA ACCREDITATION UPDATE

- In Q4 LPPA undertook the rigorous PASA accreditation (Pensions Administration Standards Association) assessment process. This included a written submission which covered every aspect of our administration operation, from technical capabilities and controls, to people management and client service. It required LPPA to provide robust evidence of our high standards of service delivery, and the prioritisation of positive outcomes for your members.
- An on-site visit to our Preston offices was conducted in March by an independent PASA assessment consultancy, who interviewed several of our administration colleagues across the business. And following this, we were delighted to receive news that LPPA had been awarded PASA accreditation from the 1 April 2026.
- The PASA accreditation represents the highest standards for UK pension administrators and is aligned to the Pension Regulators General Code. LPPA will be formally presented with the accreditation certificate and trophy at the PASA annual conference in London on **29 April 2026**.

## DELIVERED Q4 2025 / 26 (January to March)

- LPPA was shortlisted in three categories of the UK Professional Pension Awards. These include:
  - **Third Party Administrator of the Year**
  - **Pensions Communication of the Year**
  - **Best Pension Scheme Communications Strategy**

The UK Pensions Awards event is on the 11 June 2026.

- Member training sessions were delivered, including Making Sense of Your (LGPS) Pension (to support new joiners in understanding their LGPS pension), and Making Sense of Your Retirement (to prepare members in their plans for retirement).
- Employer training sessions were delivered including:
  - **Monthly Data Returns Process** (successfully submitting files and resolving data queries).
  - **Employers Guide to Scheme Leavers** (support with how and when to submit leaver details to LPPA using the employer portal).
  - **Employer Responsibilities** (support with ongoing pension administration responsibilities).
  - **Absence and Ill Health Retirement** (support with managing different types of absence in the LGPS).
  - **Understanding Pay Elements** (covering the regulations behind each pay element, the calculation process, and how to report them)
- Email communications were issued to employers to promote a new and improved [monthly data returns process](#).
- [Pension Pulse \(employer newsletter\)](#) was also issued in March, with a focus on the financial year end that included:
  - 2026 employee contributions
  - 2026 CARE revaluation
  - An update on the LGPS Access and Fairness changes
  - A new summary of the LGPS and SAB

- Regular monthly satisfaction surveys were issued to (new) retired members and LGPS joiners.
- LPPA were re-certified for [Cyber Essential Plus](#), a government-backed certification scheme that aims to recognise UK businesses that have protected themselves from common online threats. Communications were issued through our website and LinkedIN, to provide members with confidence that LPPA works hard to keep their personal data safe and secure.
- Information on the [McCloud Remedy](#) was updated on the LPPA website for LGPS members.

## SCHEDULED Q1 2026 / 27 (April to June 2026)

- Disclosure communications will be issued to employers and members, to provide an update on the UK Government's Access and Fairness changes to the Local Government Pension Scheme (LGPS), which take effect from 1 April 2026. These changes are based on its consultation to make the scheme fairer and easier for people to access.
- McCloud activity will be ongoing in Q1, including activity to further refine member eligibility and ongoing data validation, payments for retrospective members, and data analysis for active and deferred members in advance of the 2026 ABS deadline.
- Pension Pulse (employer newsletter) communications will be issued in Q1.
- Our annual newsletter will be communicated to retired members, with updates on pension increases, 2026 / 27 pay dates and information on how to access their P60.

# EMPLOYER ENGAGEMENT & COMMUNICATION ACTIVITY

CLIENT  
SPECIFIC

## Employers


Date	Activity	Employer	Number in attendance
15/01/2026	Employer Support - Monthly Returns	EPM - Payroll Provider	1
21/01/2026	Absence and Ill Health Retirement Training	Cumbria Constabulary	2
21/01/2026	Employer Support Meeting	Cumbria Constabulary	1
24/01/2026	Scheme Leavers Training	Cumbria Constabulary	2
28/01/2026	Scheme Leavers Training	Cumbria Constabulary	1
04/02/2026	Employer Responsibilities Training	Cumbria Constabulary	1
12/02/2026	Monthly Returns Training	Cumbria Constabulary	1
25/02/2026	Scheme Leavers Training	Inglewood Junior School	1
25/02/2026	Scheme Leavers Training	Cumberland Council	1
25/02/2026	Scheme Leavers Training	Cumbria Constabulary	3
03/03/2026	Employer Responsibilities Training	Cumbria Constabulary	3
05/03/2026	Key Employer Meeting	Cumberland Capita Payroll and Westmorland & Furness Capita Payroll	2
05/03/2026	Key Employer Meeting	Westmorland and Furness Council	2
12/03/2026	Key Employer Meeting	Cumberland Council	2
13/03/2026	Employer Support Meeting	Cumbria Constabulary	1
19/03/2026	Absence and Ill Health Retirement Training	Cumbria Constabulary	2
26/03/2026	Scheme Leavers Training	Cumbria Constabulary	2
26/03/2026	Scheme Leavers Training	Cumberland Council	1

# EMPLOYER ENGAGEMENT & COMMUNICATION ACTIVITY

ALL  
LPPA

## Members

Date	Activity	Employer	Number in attendance
20/01/2026	Making Sense of Retirement	Various	2
09/03/2026	Making Sense of Your Pension	Various	3



# Data Quality

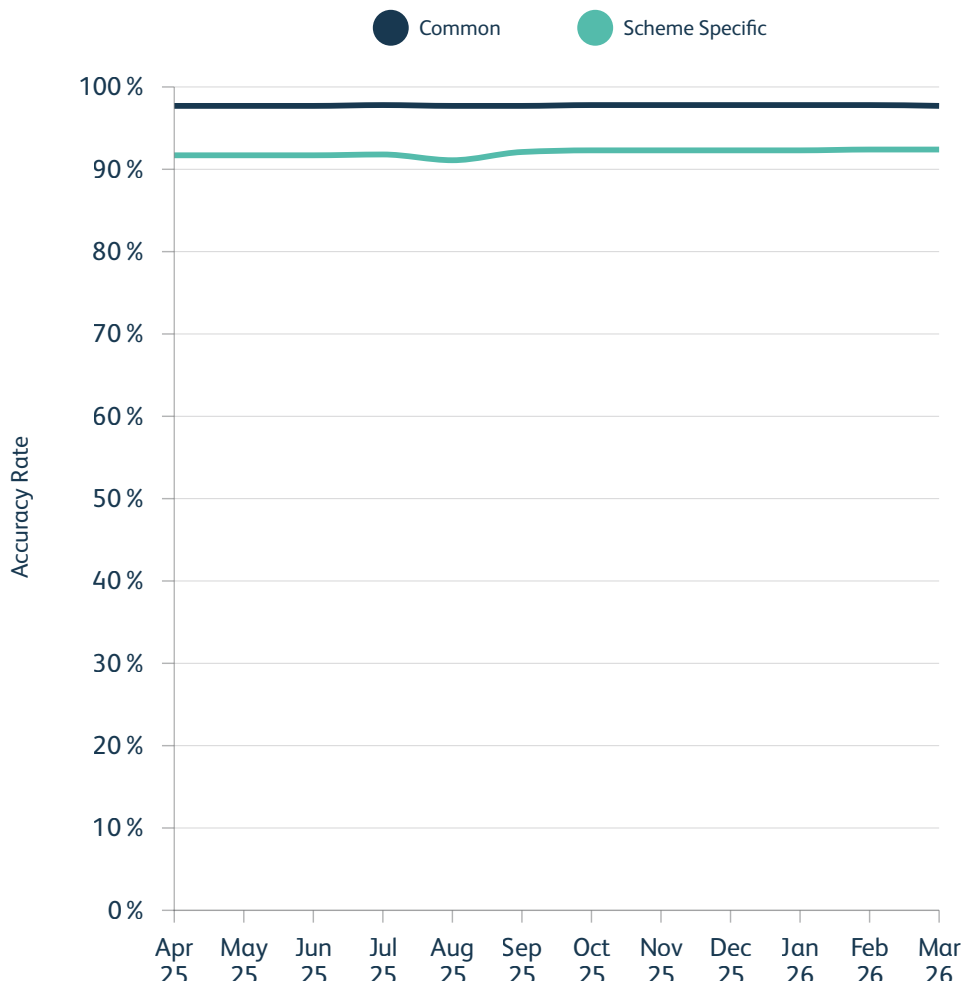
## In this section...

- TPR data scores
- Common data
- Scheme specific data

# DATA QUALITY

## TPR DATA SCORES

CLIENT  
SPECIFIC



	Common (Target 95%)	Scheme Specific (Target 90%)
Apr 25	97.7%	91.7%
May 25	97.7%	91.7%
Jun 25	97.7%	91.7%
Jul 25	97.8%	91.8%
Aug 25	97.7%	91.1%
Sep 25	97.7%	92.1%
Oct 25	97.8%	92.3%
Nov 25	97.8%	92.3%
Dec 25	97.8%	92.3%
Jan 26	97.8%	92.3%
Feb 26	97.8%	92.4%
Mar 26	97.7%	92.4%

# END OF QUARTER DATA QUALITY (TPR SCORES)

CLIENT  
SPECIFIC

## COMMON DATA

CLIENT SPECIFIC

Data Item	Active	Deferred	Pensioner / Dependant
Invalid or Temporary NI Number	0	47	26
Duplicate effective date in status history	7	47	5
Gender is not Male or Female	6	0	0
Duplicate entries in status history	63	91	40
Missing (or known false) Date of Birth	0	0	0
Date Joined Scheme greater than first status entry	2	2	1
Missing Surname	0	0	0
Incorrect Gender for members title	0	0	0
Invalid Date of Birth	6	1	0
No entry in the status history	1	0	0
Last entry in status history does not match current status	341	36	1
Member has no address	25	872	23
Missing Forename(s)	0	0	0
Missing State Retirement Date	6	0	0
Missing postcode	20	871	23
Missing Date Joined Pensionable Service	1	0	0
<b>Total Fails</b>	<b>478</b>	<b>1,967</b>	<b>119</b>
<b>Individual Fails</b>	<b>439</b>	<b>1,024</b>	<b>98</b>
<b>Total Members</b>	<b>21,035</b>	<b>25,016</b>	<b>21,619</b>
<b>Accuracy Rate</b>	<b>97.9%</b>	<b>95.9%</b>	<b>99.5%</b>
<b>Total Accuracy Rate</b>			<b>97.7%</b>



## SCHEME SPECIFIC DATA

CLIENT SPECIFIC

Data Item	Fails
Divorce Records	1
Transfer In	404
AVCs/Additional Contributions	39
Deferred Benefits	4
Tranches (DB)	29
Gross Pension (Pensioners)	7
Tranches (Pensioners)	142
Gross Pension (Dependants)	10
Tranches (Dependants)	71
Date of Leaving	678
Date Joined Scheme	684
Employer Details	6
Salary	240
Crystallisation	670
CARE Data	157
CARE Revaluation	13
Annual Allowance	402
LTA Factors	1,506
Date Contracted Out	5
Pre-88 GMP	697
Post-88 GMP	1,467
<b>Total Fails</b>	<b>7,232</b>
<b>Individual Fails</b>	<b>5,151</b>
<b>Total Members</b>	<b>67,670</b>
<b>Accuracy Rate</b>	<b>92.4%</b>

# Appendices

## In this section...

- Appendix A - Annual Activity

# APPENDIX A LPPA ANNUAL ACTIVITY

	Apr 25	May 25	Jun 25	Jul 25	Aug 25	Sep 25	Oct 25	Nov 25	Dec 25	Jan 26	Feb 26	Mar 26
Annual Benefit Statement and Newsletter to Deferred Members												
Pension Increases												
P60s and Newsletter to Pensioners												
Annual Benefit Statement and Newsletter to Active Members												
Pension Saving Statements												
McCloud Remedy												
Pensions Dashboards connection												

# LPP

Local Pensions Partnership  
Administration